



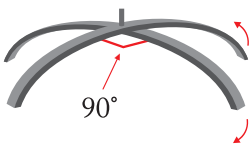
## Set-up Instruction

Single-sided display is very compact, easy and quick to set up. A telescopic pole allows you to adjust your message from a height of 82 cm to 200 cm. This gives you great flexibility in creating banners of varying heights.

### Product Information

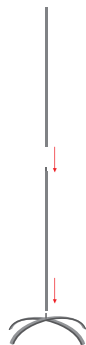
Graphic size ( mm )	600 x 1600 850 x 1800
Packaged weight	< 1Kg,
Material	aluminium alloy

1



Spread holder legs 90 degrees.

2




Take the pole and allow all two sections to slide together. Insert the pole into holder, ensuring that it is fully located.

3




Attach graphic to stand.

4



Your counter is now ready for all types of promotional work.



## Graphic Specification

These are guidelines for preparing ready printing files

### Artwork Guidelines

Visible graphic size ( A x B )	600 x 1600 850 x 1800
--------------------------------	--------------------------

### Artwork Requirements

Resolution	100-150 dpi
Color mode	CMYK
File format ( scale M 1:1 )	.TIFF

### Recommendations

Keep all important graphic elements (images, text, etc.) within the visible area.

Please allow space for trimming by not placing type or logos too close to the edge of the visible area.